



Lunchtime College Workshop for Juniors


The College List, Demonstrated Interest and
Application Info
Presented by Linda Dowley,
College Information Specialist, LJHS

Creating your college list – why is it so important?

- It is the starting point!
- You can have the best essay and highest GPA and sharpest application in the world, but if you have chosen to apply to schools which are not a good fit for you, you won't be happy!



How can you research schools if you don't know what you want from college?



What are my goals?



- Do you have a specific job/career goal?
- I've always wanted to be a doctor/lawyer/architect/fashion designer/civil engineer/graphic artist/hedge fund manager...
- How will college help me achieve my goals?
- Through course of study, internships, research opportunities
- Is graduate school part of your plan?
- Important to plan ahead for appropriate academic offerings, professor connections, finances (grad school is expensive, too).
- Remember: college is not vocational school, but you do want to be employable (or be qualified for grad school) upon graduation...

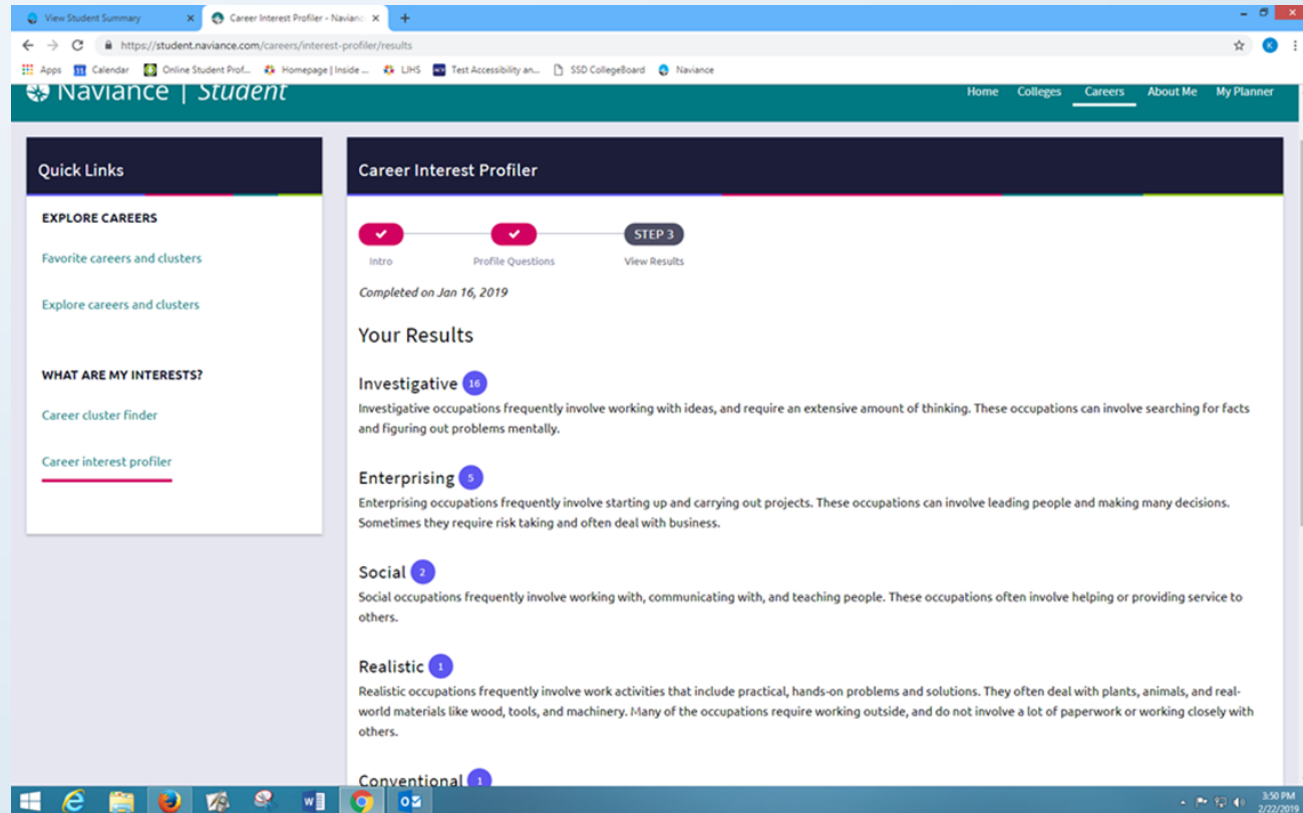
What do you want to study?

- Do you have an idea of your desired major or field of study?
- Do the schools on your list offer this as a major?
- The “liberal arts” include the sciences – although not always engineering.
- How difficult is it to change majors at your schools?
- It is okay to be undecided!

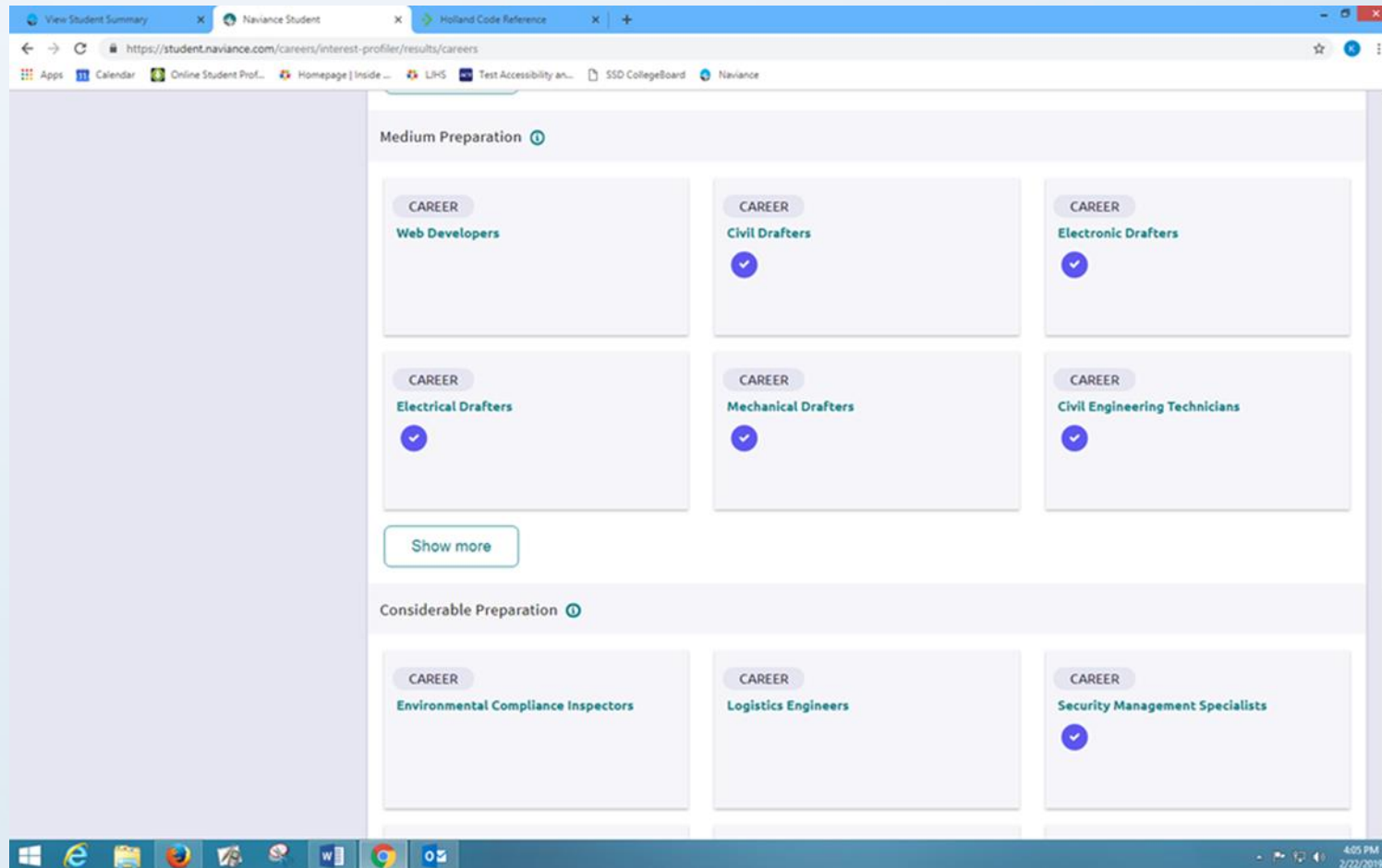


What do I want to do with my life??

- Start with Naviance – look at the Careers tab and take interest surveys (you should have already done this):



Careers that match your interests:



Get more information on any career that sounds interesting:

The screenshot shows a web browser window with the URL <https://student.naviance.com/careers/view/17-3012.02/overview>. The page is titled "Electrical Drafters" and is part of a "CAREER" section. A search bar with the placeholder "Type a career" is visible in the top right. The page has a navigation menu with tabs: "Overview", "Knowledge and Skills", "Tasks and Activities", and "Wages". The "Overview" tab is selected, showing a "Job Description" section with the text: "Develop specifications and instructions for installation of voltage transformers, overhead or underground cables, and related electrical equipment used to conduct electrical energy from transmission lines or high-voltage distribution lines to consumers." Below this is the "Interests - Holland Interest Code ICR" section, which is divided into three columns: "Realistic", "Investigative", and "Conventional". The "Realistic" column describes occupations involving practical, hands-on work with plants, animals, and materials. The "Investigative" column describes occupations involving working with ideas, searching for facts, and solving problems mentally. The "Conventional" column describes occupations involving following set procedures and routines, working with data and details. Below the interests section is the "Related Occupations" section, which lists various careers in light blue rounded rectangles: Cartographers and Photogrammetrists, City and Regional Planning Aides, Computer Network Architects, Construction and Building Inspectors, Electronics Engineering Technicians, Food Science Technicians, Geospatial Information Scientists and Technologists, Mechanical Drafters, Product Safety Engineers, and Software Quality Assurance Engineers and Testers. The "Related Majors" section lists "Mechanical Drafting and Mechanical Drafting CAD/CADD". The Windows taskbar is visible at the bottom of the screen.

View Student Summary | Electrical Drafters - Naviance St... | Holland Code Reference

← → ↻ 🔒 <https://student.naviance.com/careers/view/17-3012.02/overview> ☆ ⋮

Apps | Calendar | Online Student Prof... | Homepage | Inside ... | LHS | Test Accessibility an... | SSD Collegeboard | Naviance

CAREER

Electrical Drafters

🔍 Type a career

Overview | Knowledge and Skills | Tasks and Activities | Wages

Job Description

Develop specifications and instructions for installation of voltage transformers, overhead or underground cables, and related electrical equipment used to conduct electrical energy from transmission lines or high-voltage distribution lines to consumers.

Interests - Holland Interest Code ICR

Realistic Realistic occupations frequently involve work activities that include practical, hands-on problems and solutions. They often deal with plants, animals, and real-world materials like wood, tools, and machinery. Many of the occupations require working outside, and do not involve a lot of paperwork or working closely with others.	Investigative Investigative occupations frequently involve working with ideas, and require an extensive amount of thinking. These occupations can involve searching for facts and figuring out problems mentally.	Conventional Conventional occupations frequently involve following set procedures and routines. These occupations can include working with data and details more than with ideas. Usually there is a clear line of authority to follow.
--	---	---

Related Occupations


Cartographers and Photogrammetrists | City and Regional Planning Aides | Computer Network Architects | Construction and Building Inspectors | Electronics Engineering Technicians | Food Science Technicians | Geospatial Information Scientists and Technologists | Mechanical Drafters | Product Safety Engineers | Software Quality Assurance Engineers and Testers

Related Majors

Mechanical Drafting and Mechanical Drafting CAD/CADD

Windows taskbar: 4:06 PM 2/22/2019

More career/interest information:
www.onetonline.org – US Dept. of Labor



Think about what majors lead to which careers:

The screenshot shows a web browser window with the BigFuture website. The browser's address bar displays the URL <https://bigfuture.collegeboard.org/explore-careers/college-majors>. The website's header includes the BigFuture logo and a navigation menu with links: Get Started, Find Colleges, Explore Careers (highlighted), Pay for College, Get In, and Make a Plan. Below the header, a breadcrumb trail reads Home / Explore Careers / College Majors. The main heading is 'College Majors'. The content area is divided into several sections: 1. 'The College Major: What It Is and How to Choose One' with a text paragraph and a 'Read article' link. 2. '8 Video Tips for Finding Majors and Careers' with a text paragraph and a 'Start slide show' link. 3. 'College Majors: FAQs' with a text paragraph and a 'Read article' link. 4. A video player featuring a student and the title 'I had a "this is what I want to do" moment' by Brandon, a college junior. 5. A sidebar on the right with two boxes: 'Want to explore college majors?' with a search input and a 'Go' button, and 'Start a college search: Which state are you interested in?' with a 'Browse colleges by state' button. The footer contains a 'Welcome!' message, 'Sign up' and 'Sign in' buttons, and a user profile section with 'Me', 'My Colleges', and 'My Plan' tabs.

Learn About College Majors, Care X +

https://bigfuture.collegeboard.org/explore-careers/college-majors

BigFuture™ Get Started Find Colleges Explore Careers Pay for College Get In Make a Plan

Home / Explore Careers / College Majors

College Majors

The College Major: What It Is and How to Choose One

It's OK if you don't know what you want to major in now, but eventually you're going to have to decide. Get the facts you need to choose well.

[Read article](#)

8 Video Tips for Finding Majors and Careers


Thinking about majors? Wondering what career path might be right for you? Get tips from experts and students on how to start making decisions.

[Start slide show](#)

College Majors: FAQs

You don't have to know what your college major will be, but learning about majors now can help you make decisions later.

[Read article](#)



I had a "this is what I want to do" moment

Brandon, college junior

Want to explore college majors?

[Go](#)

Start a college search: Which state are you interested in?

[Browse colleges by state](#)

Welcome!

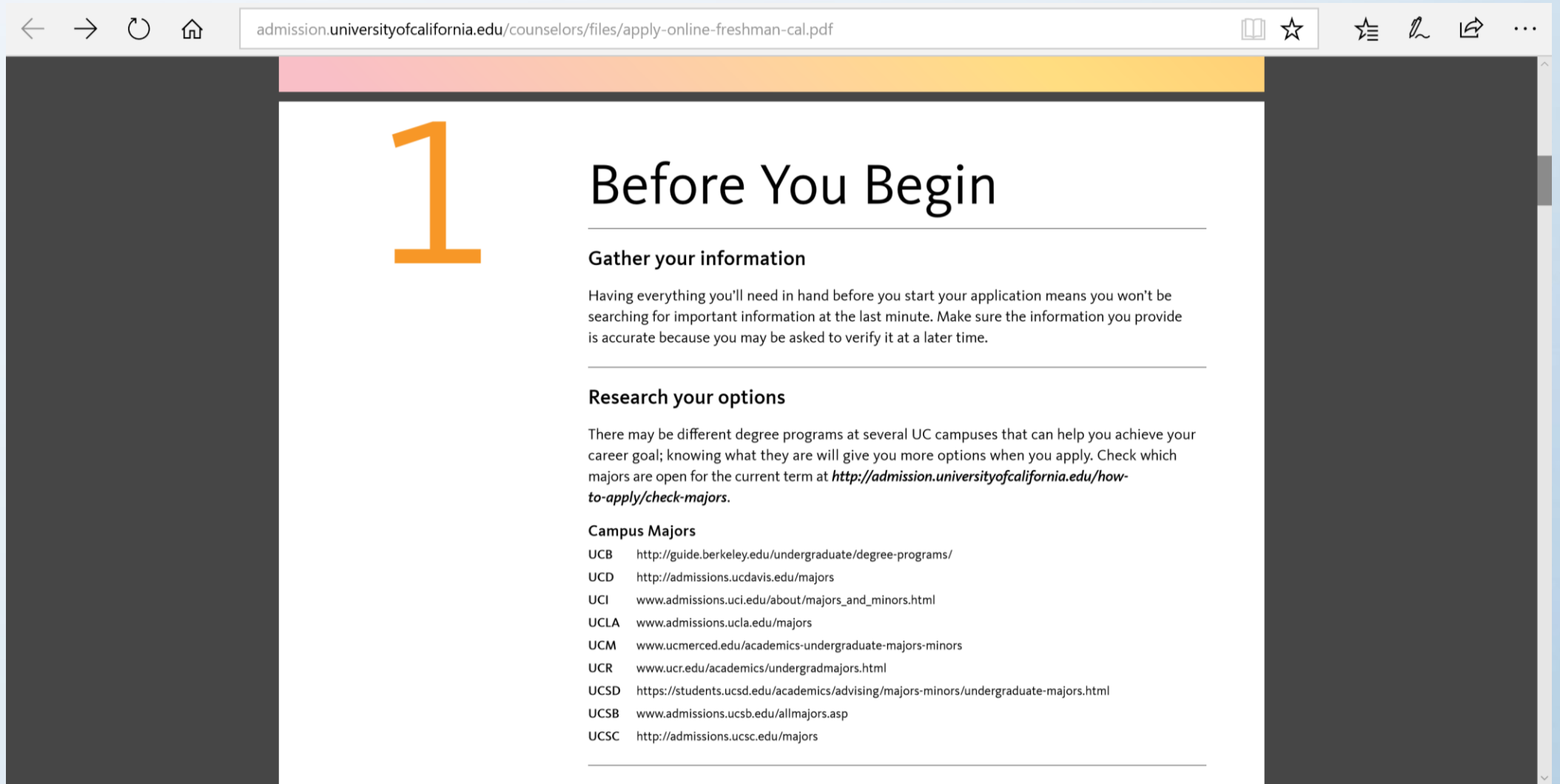
[Sign up](#) [Sign in](#)

Me

My Colleges

My Plan

Research majors at various campuses:



The screenshot shows a web browser window with the address bar displaying `admission.universityofcalifornia.edu/counselors/files/apply-online-freshman-cal.pdf`. The page content is as follows:

1 Before You Begin

Gather your information

Having everything you'll need in hand before you start your application means you won't be searching for important information at the last minute. Make sure the information you provide is accurate because you may be asked to verify it at a later time.

Research your options

There may be different degree programs at several UC campuses that can help you achieve your career goal; knowing what they are will give you more options when you apply. Check which majors are open for the current term at <http://admission.universityofcalifornia.edu/how-to-apply/check-majors>.

Campus Majors

UCB	http://guide.berkeley.edu/undergraduate/degree-programs/
UCD	http://admissions.ucdavis.edu/majors
UCI	www.admissions.uci.edu/about/majors_and_minors.html
UCLA	www.admissions.ucla.edu/majors
UCM	www.ucmerced.edu/academics-undergraduate-majors-minors
UCR	www.ucr.edu/academics/undergradmajors.html
UCSD	https://students.ucsd.edu/academics/advising/majors-minors/undergraduate-majors.html
UCSB	www.admissions.ucsb.edu/allmajors.asp
UCSC	http://admissions.ucsc.edu/majors

Google things!

The screenshot shows a web browser with multiple tabs open. The active tab is titled "How to Choose a Major: A Complete Guide [25+ Expert Tips & Advice]" and the address bar shows the URL "https://zety.com/blog/how-to-choose-a-major". The Zety website header includes the logo, navigation links for Tools, Resume, CV, Cover letter, and Career Blog, and a "My Account" button. The article title is "How to Choose a Major: A Complete Guide [25+ Expert Tips & Advice]". The author is Christian Eilers, a Resume Expert at Zety, with a profile picture and the date 03/11/2019. The background of the article header features a photo of a smiling young man and woman.


Learn About College Majors, Careers & More x How to Choose a Major: A Complete Guide [25+ Expert Tips & Advice] x College Major Quiz x What should I major in? Major Quiz x +

https://zety.com/blog/how-to-choose-a-major

zety Tools Resume CV Cover letter Career Blog My Account

Blog > Career Advice > How to Choose a Major: A Complete Guide [25+ Expert Tips & Advice]

How to Choose a Major: A Complete Guide [25+ Expert Tips & Advice]

 Christian Eilers
Resume Expert at Zety
03/11/2019

9:53 AM 4/18/2019

More research advice on majors:

- Research what majors are offered at specific colleges – often found under “Academics” or “Degrees Offered”.
- Sometimes you need to indicate your major on your application. Research what that means for your school. Example: At Cal Poly SLO, you actually declare your major when you apply and it is difficult to change to a different major. At other schools, specific majors (or colleges, such as engineering) might require a supplemental application.
- See if a major is available to freshmen. Examples: At UC Berkeley, freshmen cannot apply directly into the Haas School of Business – select the College of Letters and Science with an undeclared or pre-business major (for either option your application will be reviewed in the same way); At UC Los Angeles, freshmen cannot apply directly to the Film/Television major--select the College of Letters and Science with an undeclared.
- If a campus is unable to offer you a place in your first-choice major, they may consider you for an alternate major—be sure the alternate major is in a subject area that you really want to study.

Learn your college priorities!

- Where do I want to study – what part of the country?
- What size school – big? Small?
- In a city or in a small town/suburb or somewhere rural?
- Campus appeal?
- How do I learn best? Is it important to be in a small classroom?
- Is it important to be taught by a professor?
- Cost of attending – including financial aid (use calculator tools).

Some great search sites!

- **College Board** www.collegeboard.org
- **College Data** www.collegedata.com
- **College Navigator** www.collegenavigator.gov
- **Cappex** www.cappex.com
- **FinAid** www.finaid.org
- **Common Data Set** www.commondataset.org
- **The College Solution** www.thecollegesolution.com
- **Do It Yourself College Rankings** diycollegerankings.com

Use Naviance to search for colleges!

The screenshot displays the Naviance Student website interface. At the top, there are browser tabs for 'View Student Summary', 'Colleges - Naviance Student', and 'Holland Code Reference'. The address bar shows the URL 'https://student.naviance.com/colleges'. The website header includes the 'Naviance | Student' logo and navigation links for 'Home', 'Colleges', 'Careers', 'About Me', and 'My Planner'. Below the header, the 'Colleges' section features a search bar with the placeholder text 'Type a college name' and a 'SEARCH' button. A link for 'MORE COLLEGE SEARCH OPTIONS' is positioned below the search bar. The main content area is divided into two columns. The left column, titled 'Find Your Fit', lists several search tools: 'SuperMatch®', 'College Match', 'Scattergrams', 'Advanced College Search', and 'College Lookup', with a 'Show less' button at the bottom. The right column, titled 'Research Colleges', lists various resources: 'COLLEGES I'm Thinking About', 'College Compare', 'College Resources', 'Acceptance History', 'Enrichment Programs', and 'College Maps', also with a 'Show less' button at the bottom. The Windows taskbar at the bottom of the screen shows the date as 2/22/2019 and the time as 4:08 PM.

College Board (Big Future) – College Search Tool

The screenshot shows the College Board Big Future College Search tool. The browser address bar displays the URL <https://bigfuture.collegeboard.org/college-search>. The page title is "College Search". On the left side, there is a sidebar with a "SELECT FILTERS" header and a list of filter categories: "Test Scores & Selectivity", "Type of School", "Location", "Campus & Housing", "Majors & Learning Environment", "Sports & Activities", "Academic Credit", and "Paying". Above the filters are buttons for "Save Selections" and "Clear All Selections". In the center of the page, a large green circle contains the text: "You have 3,825 college options. Choose a category on the left to find the right ones for you. We'll help along". To the right of this circle, a pink circle contains the text: "Not sure where to start? Go to College Search Step-by-Step, an interactive guide." At the bottom of the page, there is a navigation bar with the text "Welcome!" followed by "Sign up" and "Sign in" buttons, and then "Me", "My Colleges", and "My Plan" links.

Big Future - College Search - Find X

https://bigfuture.collegeboard.org/college-search

College Search

Save Selections Clear All Selections

SELECT FILTERS


- Test Scores & Selectivity
- Type of School
- Location
- Campus & Housing
- Majors & Learning Environment
- Sports & Activities
- Academic Credit
- Paying

You have 3,825 college options. Choose a category on the left to find the right ones for you. We'll help along

Not sure where to start? Go to College Search Step-by-Step, an interactive guide.

Welcome! Sign up Sign in Me My Colleges My Plan

So many helpful websites! College Results – www.collegeresults.org



The screenshot shows the homepage of the College Results Online website. The browser's address bar displays "Not secure | www.collegeresults.org". The website has a yellow header with the "COLLEGE RESULTS ONLINE" logo on the left and "The Education Trust" logo on the right. A navigation bar below the header contains links for "Home", "Choose a College", "Compare Colleges", and "Advanced Search". In the top right corner of the header, there are links for "Frequently Asked Questions", "Resources", "Saved Searches (0)", and "Contact Us".

The main content area features a "WELCOME TO COLLEGE RESULTS ONLINE!" section. Below this, a paragraph describes the website as an interactive tool for providing college graduation rates. To the right of this text is a video player with the title "How to use College Results Online to ch...". The video player includes a play button, a "Watch later" button, and a "Share" button. Below the video player, there is a "NEW DATA AVAILABLE!" section with text about database updates from May 2018.

At the bottom of the page, there is a link that says "Watch the Video to Learn More about CRO »".

WELCOME TO COLLEGE RESULTS ONLINE!

College Results Online (CRO) is an interactive, user-friendly Web tool designed to provide policymakers, counselors, parents, students, and others with information about college graduation rates for nearly any four-year college or university in the country.

NEW DATA AVAILABLE!

The Education Trust updated this database in May 2018. College Results Online now includes graduation rate and other critical student data for the 2015-16 academic year. This year we have also added new data with graduation rates for low-income students (Pell Grant recipients) and students who are not low-income (did not receive a Pell Grant).

Watch the Video to Learn More about CRO »

Another great resource: College Data - www.collegedata.com

The screenshot shows the College Data website homepage. The browser's address bar displays the URL <https://www.collegedata.com>. The website's header includes the College Data logo with the tagline "your online college advisor", navigation links for "EXPLORE COLLEGES", "PREPARE & APPLY", "PAY YOUR WAY", and "COLLEGE BUZZ", and user options for "Sign Up" and "Log In". The main content area features a large background image of a college campus with the text "Plan your path to college." and a search bar labeled "Enter college name". Below this, a section titled "GET STARTED WITH OUR TOOLS" contains three interactive cards: "COLLEGE CHANCES" (Calculate your admission chances at any college), "ADMISSIONS TRACKER" (See who got in where and how you compare), and "FINANCIAL AID TRACKER" (See who got financial aid and how you stack up). A "Pause" button is located below these cards. The footer includes the text "COLLEGEDATA IS A SERVICE OF 1stFinancialBank USA", social media icons for Facebook, Twitter, Pinterest, and Instagram, and a "My Data Locker" button.

College Search, Financial Aid, Col x +

← → ↻ https://www.collegedata.com ☆ | L ⋮

COLLEGE DATA
your online college advisor

EXPLORE COLLEGES PREPARE & APPLY PAY YOUR WAY COLLEGE BUZZ

Sign Up Log In ▼

Plan your path to college.

Enter college name 🔍

GET STARTED WITH OUR TOOLS

👤 COLLEGE CHANCES

Calculate your admission chances at any college

📊 ADMISSIONS TRACKER

See who got in where and how you compare

💰 FINANCIAL AID TRACKER

See who got financial aid and how you stack up

Pause

COLLEGEDATA IS A SERVICE OF
1stFinancialBank
USA

👍 🐦 📌 📷 📅 📁 My Data Locker

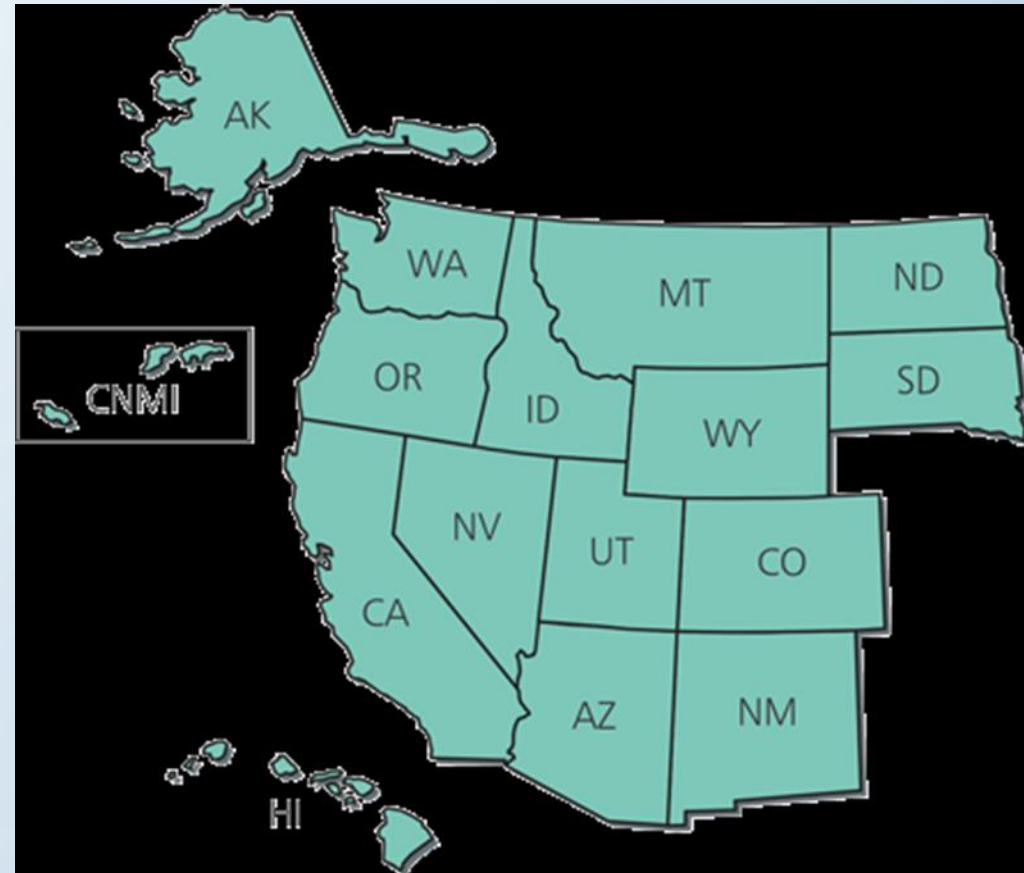
Pay attention to these during your search:

- Cost of attendance and the amount of aid offered
- Four-year/six-year graduation rates
- Freshman Retention rate
- Increases in tuition (look at last few years)
- Admissions timelines offered (EA, ED, Rolling)



Public & Out of State – Western Undergraduate Exchange (WUE)

- It is a scholarship program at many public schools in the western United States – not all schools and not all majors are eligible.
- Allows for reduced tuition
- Can be a great deal, so research
- www.wiche.edu/wue



Demonstrate your interest!

Don't be a stealth or ghost applicant!

- Demonstrate your interest to schools!
- Visit the campus (sign up for a tour and info session)
- Follow your schools of interest on social media
- Sign up on the schools' websites to receive information
- Attend LJHS college visits (up to 5) – introduce yourself and come prepared with good questions
- Reach out to the area/regional representative with questions, request an interview or to just introduce yourself!



Most Important Take-aways:

- Don't fall in love with just one school!
- You should be excited to attend any of the schools on your list.
- Apply to at least one of your “safety” schools early – via rolling admission or EA (you'll have one “yes!” in your pocket early)!
- The UC admission are brutal – no matter how strong a student you are, it can be a roll of the dice!
- Ucs are never “safety schools” – unless you'd like to attend UC Merced (and there's nothing wrong with Merced)!
- There are always affordable options. You do not need to spend a ton of \$\$ to attain an undergraduate degree! You SHOULD not if grad school is part of the plan!

Things to do now:

- Have candid conversations with your parents about expectations and finances.
- If you know you will be applying to private schools, ask teachers (2) for letters of recommendation before the end of the school year.
- As you research colleges, demonstrate interest by signing up on a college's email list and visiting if possible – don't be a stealth applicant!
- Create an appropriate email to use just for college communication – check it daily.
- Take challenging classes and work hard – being a good student is your strongest asset. This includes senior year.
- Stay organized (file folders, bulletin boards, spreadsheet, dedicated work space).
- Work on time management skills.

A word about applications:

- CSU applications (look beyond Cal Poly – check out CSU Channel Islands) – straightforward application. Open Oct. 1 – Nov. 30
- UC applications – a little more complex – have a writing component. Can start your application 8/1. Submit by November 30.
- Common Application – over 800 schools; main essay plus supplements; mostly private schools with some out-of-state publics. You can start now.
- Coalition Application – a bit less intuitive...still a work in progress. If you have the choice, use the Common App.
- School specific applications – University of Arizona, University of Texas, Georgetown, etc. Research which application your schools use.

How many schools should be on your list??

- Make sure you have a range, and that you are in the top 25% for at least a few (best way to receive merit aid).
- 8-12 schools is a reasonable number.
- That can be slightly more if several are UC or CSU schools, but more than 12 total is difficult to complete essays.
- Realize that there is a component of randomness to the process. You will hear of highly qualified students not admitted to selective schools.
- Pew Research of 1,634 colleges in US - Number of colleges which admits fewer than 30% of applicants is 6.3%. The majority of colleges admit the majority of applicants!

Requirement Grid: great info! On the LJHS Counseling webpage



2015-16 College Deadlines, Fees and Requirements

Updated 9/28/2015
*See bottom of document for notes

During August and September 2015 we will update this document every Friday

		Deadlines						App Fees ²		Common App		Supplements		Minimum Standard Test Policy ⁴				Recommendations ⁵				
Common App Member	Type ¹	ED	EDII	EA	EAI	REA	RD/Rolling	US	INTL	Personal Essay Req'd ³	Portfolio ⁴	Writing	SAT/ACT Tests Used	Test Policy	INTL	TE	OE	MR	CR	Save Form		
Adelphi University	Coed			12/1/2015			Rolling	40	50	Yes	COL	Yes	SAT w/ Writing or ACT w/ Writing	A	I or T	0			Y	Y		
Agnes Scott College	Women	11/1/2015		11/15/2015	1/15/2016		3/15/2016	0	0	Yes			SAT w/ Writing or ACT w/ Writing	F	I or T	1			Y	Y		
Alaska Pacific University	Coed						Rolling	50	50	Yes			SAT w/ Writing or ACT w/ Writing	A	T	0		Y		Y		
Albany College of Pharmacy and Health Sciences	Coed	11/1/2015	12/1/2015				2/1/2016	75	75	Yes			SAT w/ Writing or ACT w/ Writing	A	I or T	1			Y			
Albion College	Coed	12/1/2015					Rolling	0	0	Yes			See Website	A	I or T	0			Y			
Albright College	Coed						Rolling	0	0				SAT w/o Writing or ACT w/o Writing	S	I or T	0				Y		
Alfred University	Coed	12/1/2015					7/31/2016	50	50	Yes	SR		SAT w/o Writing or ACT w/o Writing	A	I or T	0		Y	Y	Y		
Allegheny College	Coed	11/15/2015	1/15/2016				2/15/2016	0	0	Yes			See Website	S	I or T	1			Y	Y		
Alma College	Coed						Rolling	0	0	Yes			SAT w/o Writing or ACT w/o Writing	A	I or T	0				Y		
American Jewish University	Coed			11/15/2015			Rolling	35	35	Yes			SAT w/o Writing or ACT w/o Writing	F	I or T	1				Y		
American University	Coed	11/15/2015	1/15/2016				1/15/2016	70	70	Yes		Yes	SAT w/o Writing or ACT w/o Writing	N	I or T or P	1		Y	Y	Y		
American University in Bulgaria	Coed	3/1/2016					Rolling	0	0	Yes			See Website	S	I or T or P	2		Y		Y		
Amherst College	Coed	11/15/2015					1/1/2016	60	60	Yes	SR	Yes	SAT w/o Writing and 2 SAT Subject Tests or ACT w/o Writing	A	I or T	2		Y	Y	Y		
Anna Maria College	Coed						Rolling	25	25	Yes			SAT w/ Writing or ACT w/ Writing		I or T	1		Y	Y	Y		
Arcadia University	Coed						Rolling	0	0	Yes	COL		SAT w/ Writing or ACT w/ Writing	A	I or T or P	1		Y	Y	Y		
Assumption College	Coed			11/1/2015	12/15/2015		2/15/2016	50	50	Yes			SAT w/ Writing or ACT w/ Writing	N	I or P	1		Y	Y	Y		
Augsburg College	Coed			12/1/2015			Rolling	0	0				SAT w/ Writing or ACT w/ Writing	A	I or T	1		Y		Y		
Augustana College (Illinois)	Coed	11/1/2015		11/1/2015			4/1/2016	0	0	Yes			SAT w/o Writing or ACT w/o Writing	F	I or T or P	0			Y	Y		
Augustana University (South Dakota)	Coed						Rolling	0	0			Yes	SAT w/o Writing or ACT w/o Writing	A	I or T	1				Y		
Austin College	Coed	11/1/2015		12/1/2015	1/15/2016		3/1/2016	0	0	Yes			SAT w/ Writing or ACT w/ Writing	A	I or T	1		Y	Y			
Ave Maria University	Coed						Rolling	0	0				SAT w/ Writing or ACT w/ Writing	A	T	1		Y		Y		
Babson College	Coed	11/1/2015		11/1/2015			1/4/2016	75	75	Yes		Yes	SAT w/ Writing or ACT w/ Writing	A	I or T	1		Y	Y	Y		
Baldwin Wallace University	Coed						Rolling	0	0	Yes		Yes	SAT w/o Writing or ACT w/o Writing	S	I or T	1			Y	Y		
Bard College	Coed	11/1/2015		11/1/2015	11/1/2015		1/1/2016	50	50	Yes			See Website	N	I or T	2		Y	Y	Y		
Bard College Berlin	Coed			11/1/2015			1/1/2016	0	0	Yes			See Website	N	I or T	2		Y		Y		
Barnard College	Women	11/1/2015					1/1/2016	65	65	Yes	SR	Yes	SAT w/ Writing and 2 SAT Subject Tests or ACT w/ Writing	A	I or T	2		Y	Y	Y		
Bates College	Coed	11/15/2015	1/1/2016				1/1/2016	60	0	Yes	SR	Yes	See Website	N	I or T	2		Y	Y	Y		
Bath Spa University	Coed						Rolling	0	0	Yes			See Website	S	I	1		Y		Y		

Common App YouTube tutorials:

- Quickly progress to more complex parts of the application – you can choose which tutorials to watch:

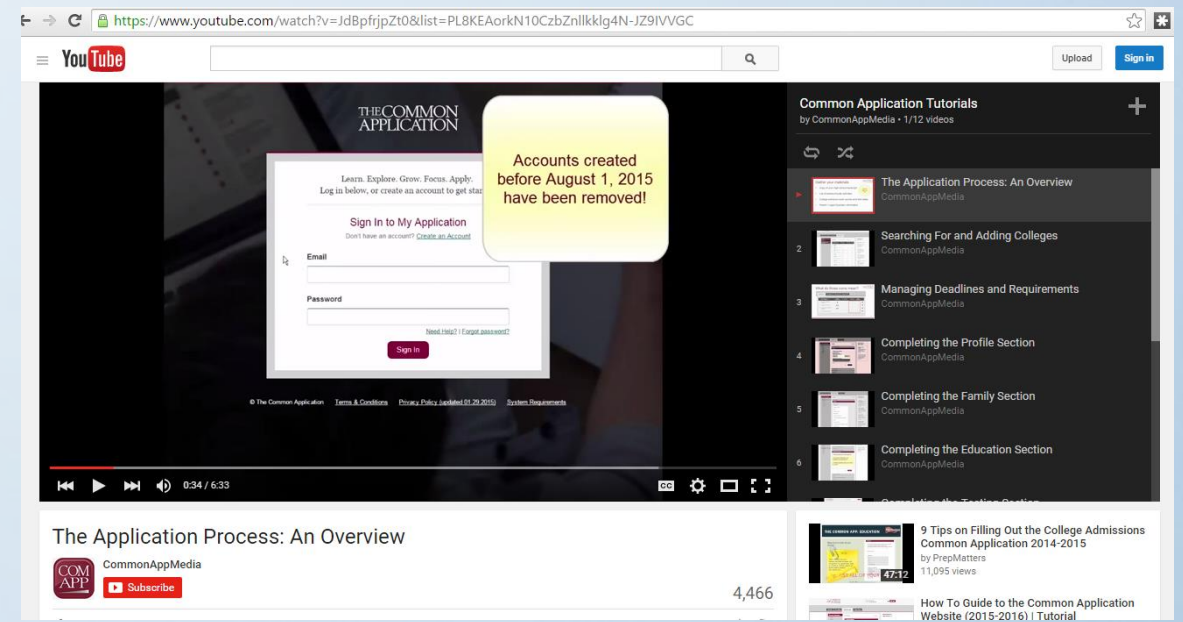
The screenshot shows a YouTube video player interface. The video title is "Completing the Activities Section" by CommonAppMedia, with a duration of 2:10 / 3:00. The video player is currently paused. To the right of the video player, there is a list of related videos under the heading "Common Application Tutorials" by CommonAppMedia. The list includes:

- 7 Completing the Testing Section
- 8 Completing the Activities Section (highlighted with a red box)
- 9 Completing the Writing Section
- 10 The Recommendation Process: An Overview
- 11 Completing the FERPA Release Authorization
- 12 Assigning Recommenders

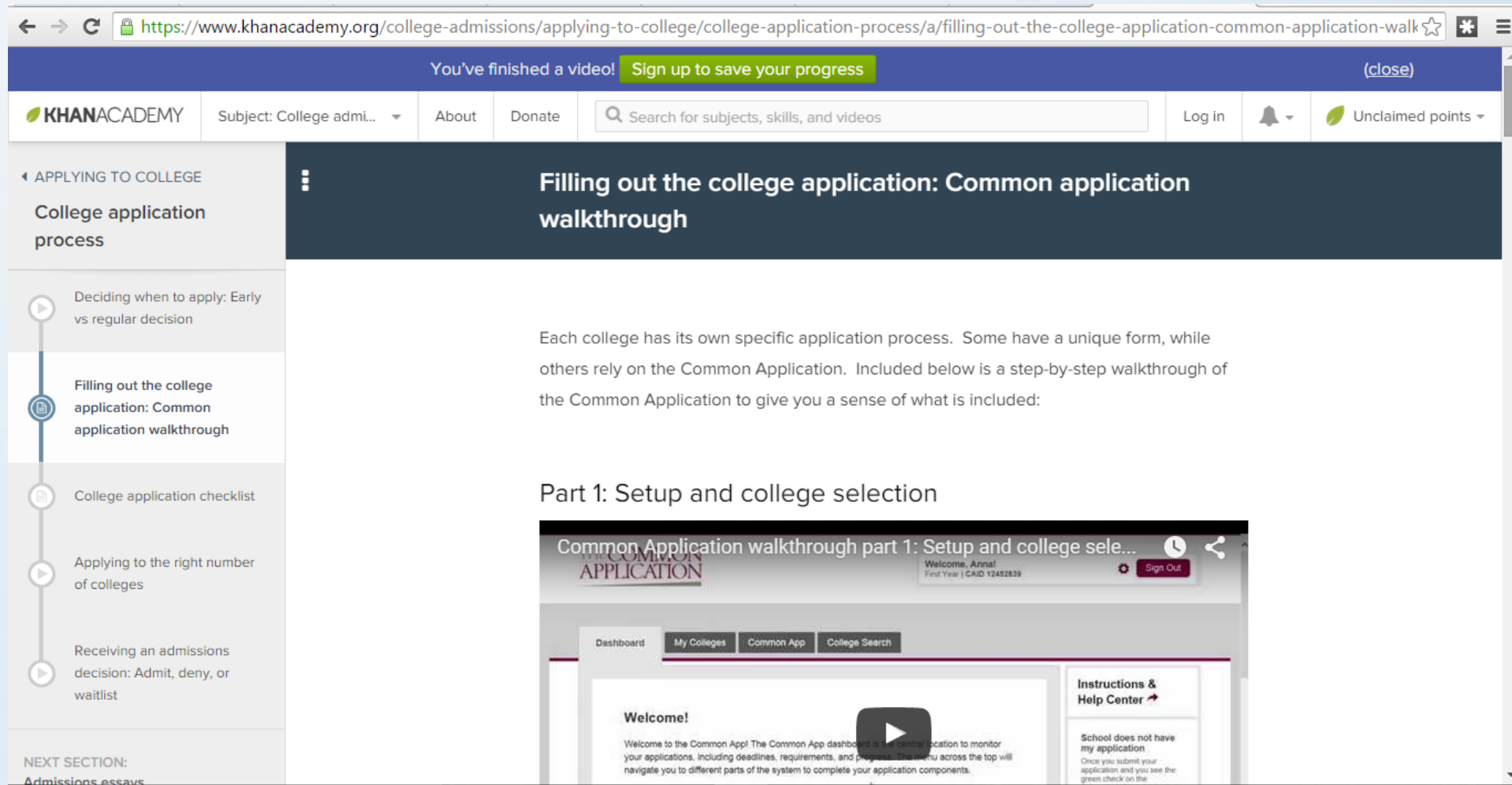
Below the video player, there is a section for "How To Guide to the Common Application Website (2015-2016) | Tutorial" by College Essay Advisors, with 3,255 views and a duration of 17:30. At the bottom right, there is a link to "9 Tips on Filling Out the College Admissions".

Common Application YouTube Tutorials – all 12 of them!

- <https://www.youtube.com/playlist?list=PL8KEAorkN10CzbZnllkklg4N-JZ9IVVGC>
- They start with basics such as creating your account and progress through each part of the application



Khan Academy also provides Common App Tutorials:



The screenshot displays the Khan Academy website interface. At the top, a blue banner reads "You've finished a video! Sign up to save your progress (close)". Below this is the navigation bar with the Khan Academy logo, a subject dropdown menu set to "College admi...", links for "About" and "Donate", a search bar, and buttons for "Log in", a notification bell, and "Unclaimed points".

The left sidebar shows a list of steps under the heading "APPLYING TO COLLEGE":

- College application process
- Deciding when to apply: Early vs regular decision
- Filling out the college application: Common application walkthrough** (highlighted)
- College application checklist
- Applying to the right number of colleges
- Receiving an admissions decision: Admit, deny, or waitlist

The main content area is titled "Filling out the college application: Common application walkthrough". It contains the following text:

Each college has its own specific application process. Some have a unique form, while others rely on the Common Application. Included below is a step-by-step walkthrough of the Common Application to give you a sense of what is included:

Part 1: Setup and college selection

Below the text is a video player showing a thumbnail for "Common Application walkthrough part 1: Setup and college sele...". The video player interface includes a "Welcome, Anna!" message, a "Sign Out" button, and a "Dashboard" tab. The video content shows a "Welcome!" message and text stating: "Welcome to the Common App! The Common App dashboard is the central location to monitor your applications, including deadlines, requirements, and progress. The menu across the top will navigate you to different parts of the system to complete your application components."

At the bottom left, a "NEXT SECTION: Admissions essays" link is visible.

Sign up now to see your counselors and talk about your college interests!

- A-E: Ms. Tate
- F-L: Ms. Rains
- M-Se: Ms. Holly
- Sh-Z: Ms. Salehi



And best of luck to the class of 2020!

Thank you for attending!

Any questions?

